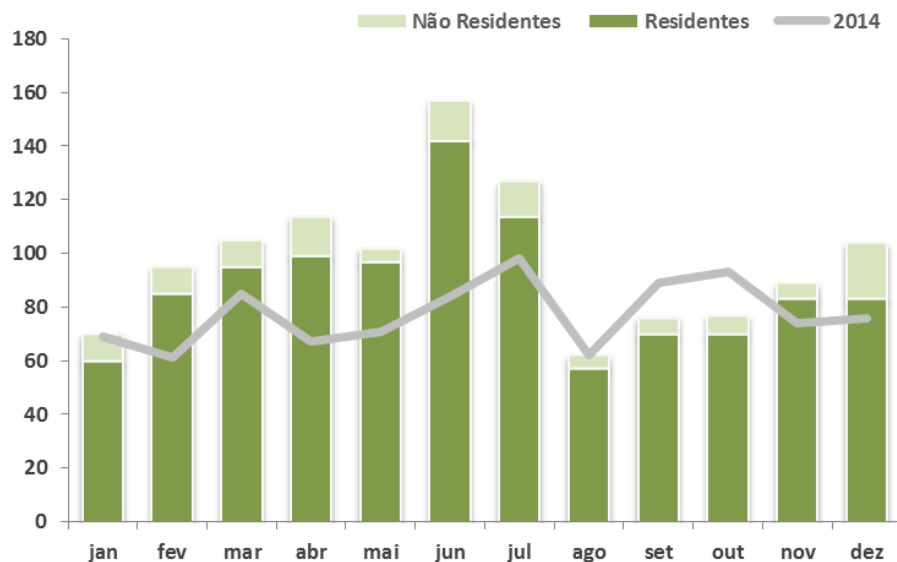
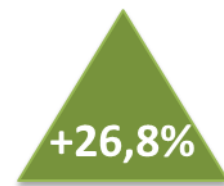
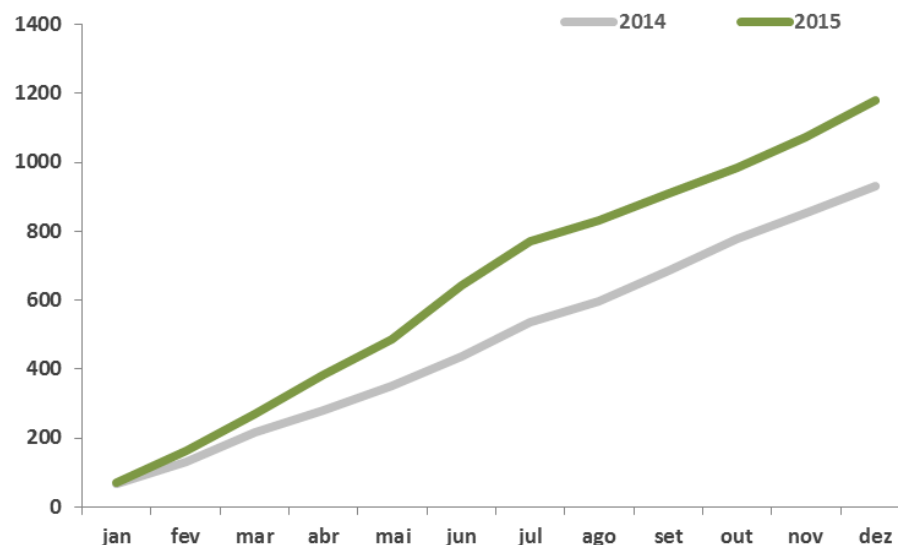


Mês	jan	fev	mar	abr	mai	jun	jul	ago	set	out	nov	dez	Total	Acumulado
2014	69	61	85	67	71	84	98	62	89	93	74	76	929	929
2015	70	95	105	114	102	157	127	62	76	77	89	104	1178	1178
NR	10	10	10	15	5	15	13	5	6	7	6	21	123	123
R	60	85	95	99	97	142	114	57	70	70	83	83	1055	1055



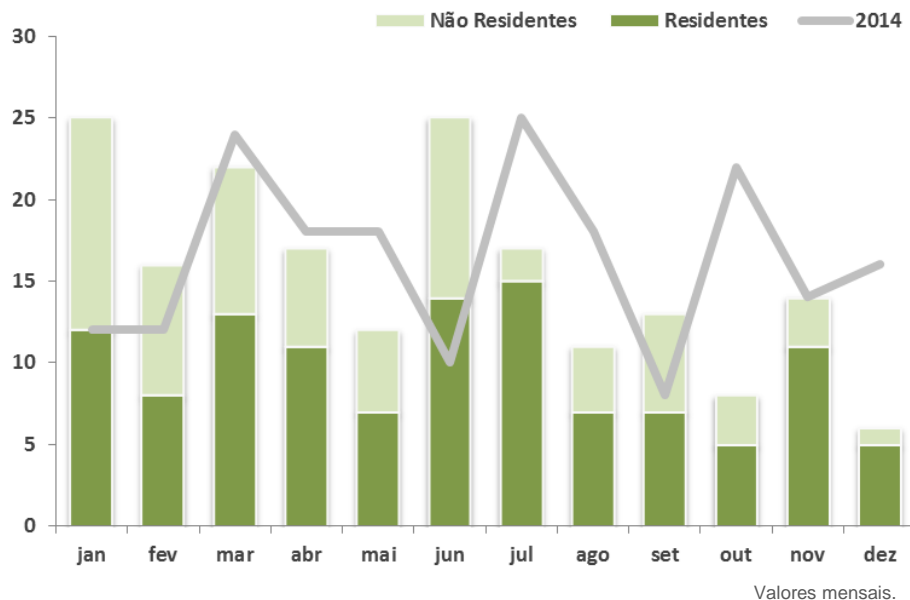
Valores mensais.



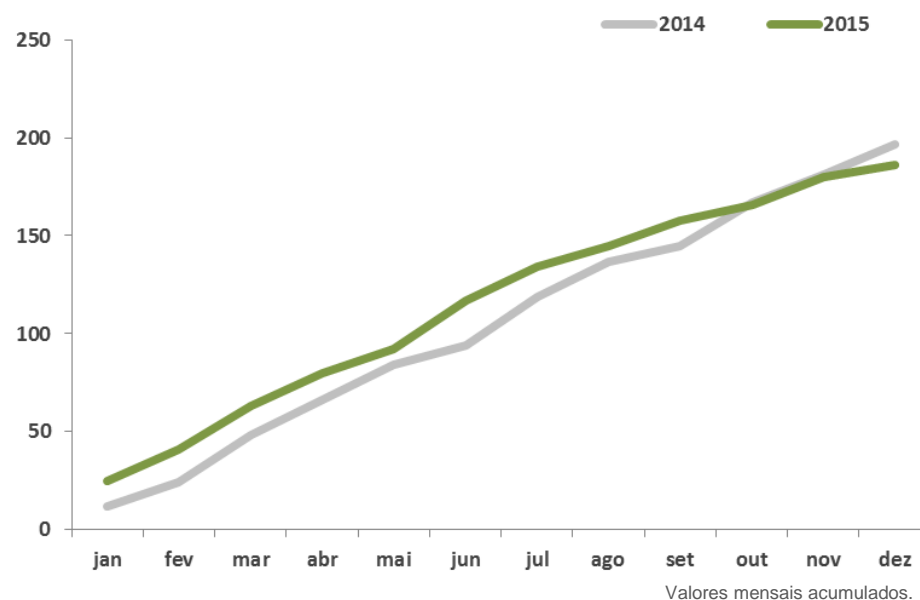
Valores mensais acumulados.

Mês	jan	fev	mar	abr	mai	jun	jul	ago	set	out	nov	dez	Total	Acumulado
2014	12	12	24	18	18	10	25	18	8	22	14	16	197	197
2015	25	16	22	17	12	25	17	11	13	8	14	6	186	186
NR	13	8	9	6	5	11	2	4	6	3	3	1	71	71
R	12	8	13	11	7	14	15	7	7	5	11	5	115	115

-5,6%



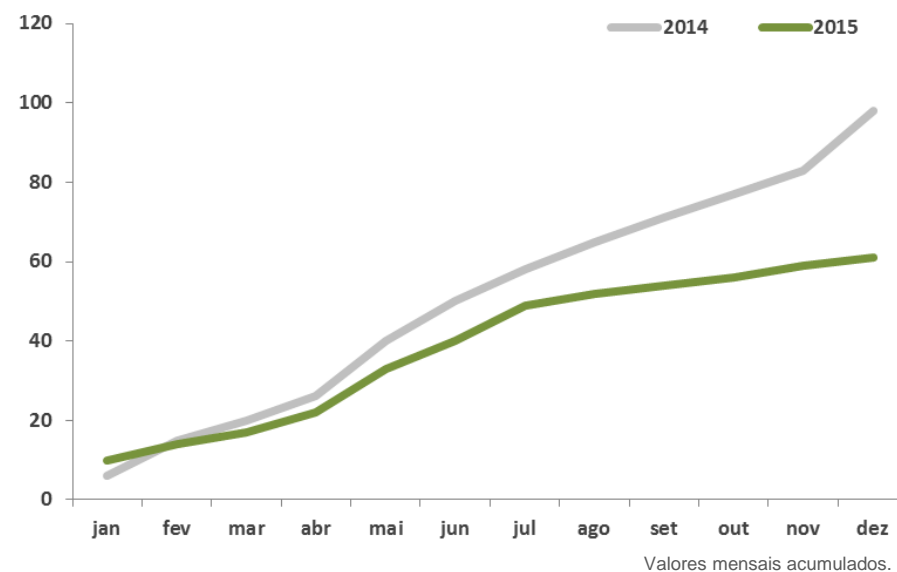
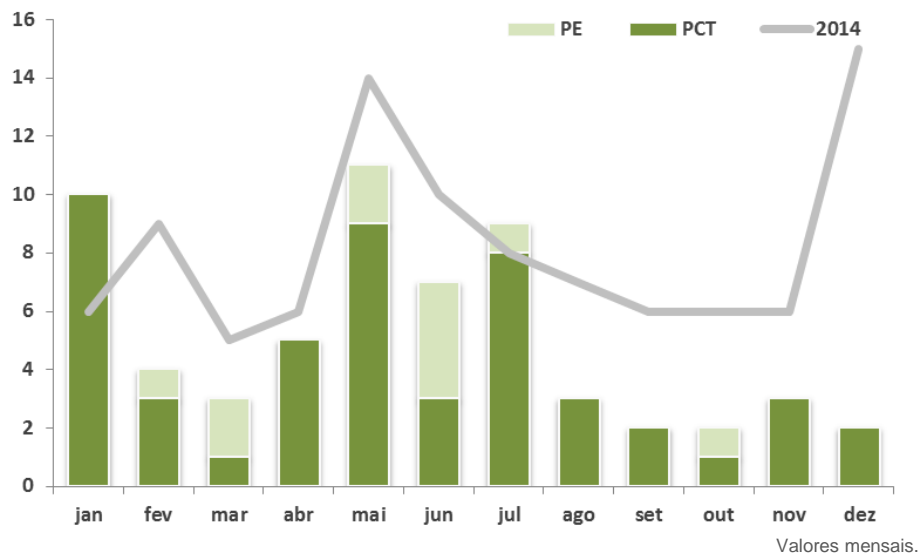
Valores mensais.



Valores mensais acumulados.

Mês	jan	fev	mar	abr	mai	jun	jul	ago	set	out	nov	dez	Total	Acumulado
<b>2014</b>	6	9	5	6	14	10	8	7	6	6	6	15	98	98
PCT	6	9	3	5	13	7	7	6	6	2	4	14	82	82
PE	0	0	2	1	1	3	1	1	0	4	2	1	16	16
<b>2015</b>	10	4	3	5	11	7	9	3	2	2	3	2	61	61
PCT	10	3	1	5	9	3	8	3	2	1	3	2	50	50
PE	0	1	2	0	2	4	1	0	0	1	0	0	11	11

**-37,8%**



Mês	jan	fev	mar	abr	mai	jun	jul	ago	set	out	nov	dez	Total	Acumulado
2014	269	264	277	263	288	318	334	319	271	321	282	286	3492	3492
2015	287	328	350	280	318	303	351	315	280	368	380	227	3787	3787
NR	287	327	349	279	315	300	351	312	280	368	378	222	3768	3768
R	0	1	1	1	3	3	0	3	0	0	2	5	19	19

**+8,4%**

