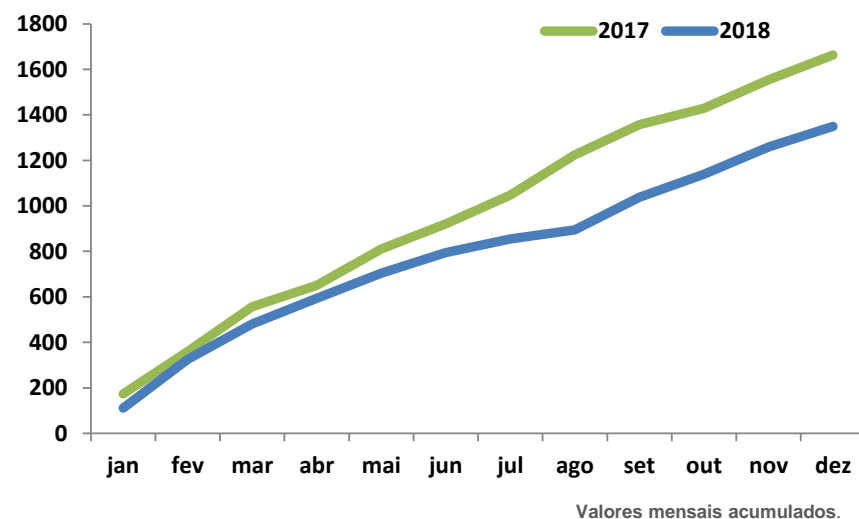
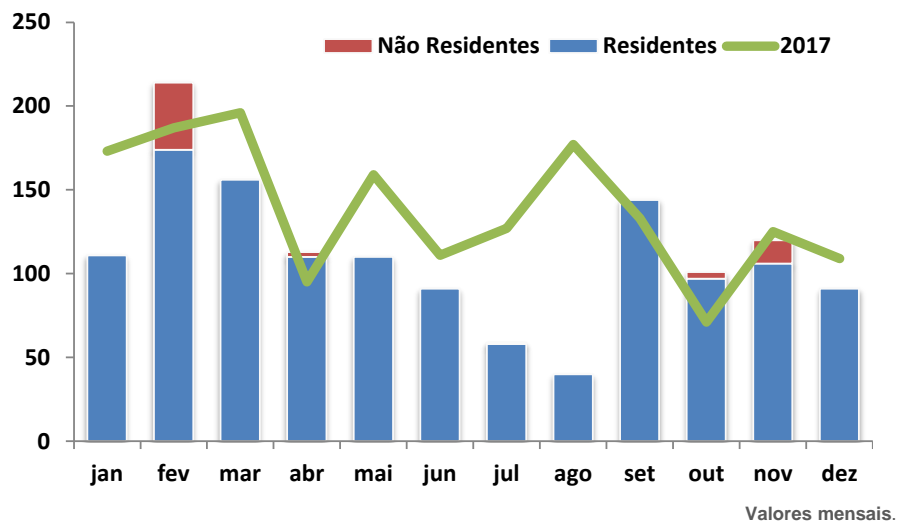


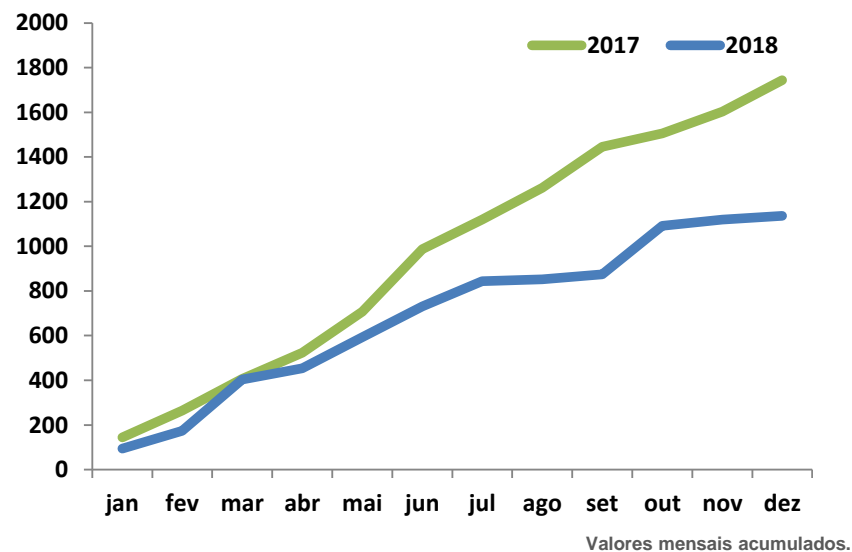
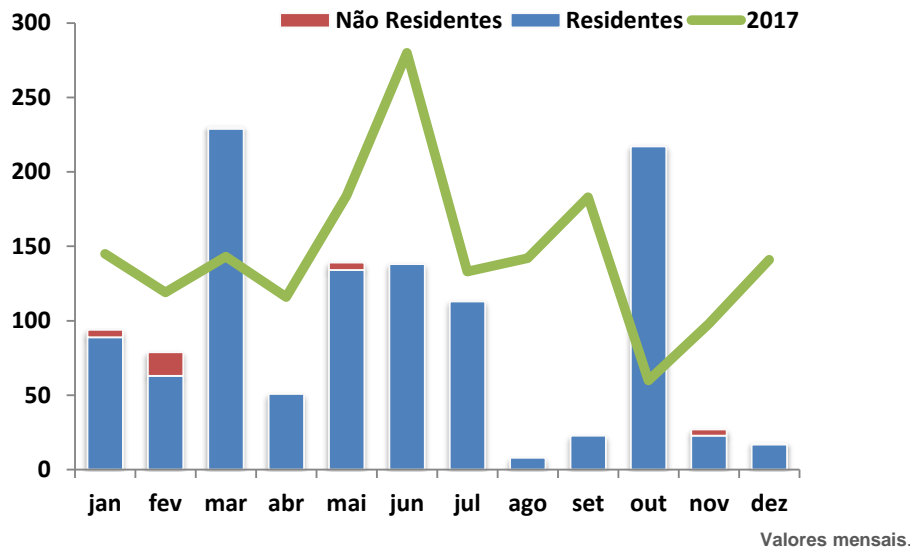
Mês	jan	fev	mar	abr	mai	jun	jul	ago	set	out	nov	dez	Total	dezembro
<b>2017</b>	173	187	196	95	159	111	127	177	133	71	125	109	1663	1663
<b>NR</b>	26	3	30	42	13	4	52	19	8	15	0	1	213	213
<b>R</b>	147	184	166	53	146	107	75	158	125	56	125	108	1450	1450
<b>2018</b>	111	214	156	113	110	91	59	40	144	101	120	91	1350	1350
<b>NR</b>	0	40	0	3	0	0	1	0	0	4	14	0	62	62
<b>R</b>	111	174	156	110	110	91	58	40	144	97	106	91	1288	1288

**-18,8%**



Mês	jan	fev	mar	abr	mai	jun	jul	ago	set	out	nov	dez	Total	dezembro
<b>2017</b>	145	119	143	116	184	280	133	142	183	60	98	141	1744	1744
<b>NR</b>	2	0	23	4	3	6	1	12	5	18	27	18	119	119
<b>R</b>	143	119	120	112	181	274	132	130	178	42	71	123	1625	1625
<b>2018</b>	94	79	230	51	139	138	113	8	23	217	27	18	1137	1137
<b>NR</b>	5	16	1	0	5	0	0	0	0	0	4	1	32	32
<b>R</b>	89	63	229	51	134	138	113	8	23	217	23	17	1105	1105

**-34,8%**



Mês	jan	fev	mar	abr	mai	jun	jul	ago	set	out	nov	dez	Total	novembro
2017	62	46	134	56	49	87	22	35	29	38	170	83	811	728
2018	101	55	79	117	68	62	73	41	48	65	52	n.d.	761	761

+4,5%

